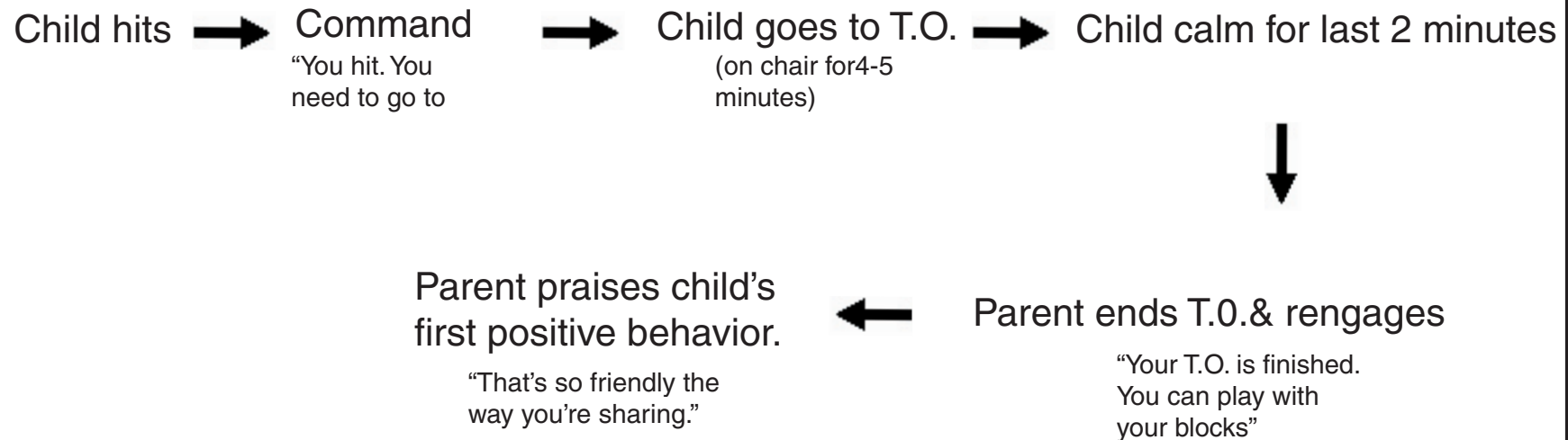


# Time Out for Aggression

Children Ages 4-8 Years

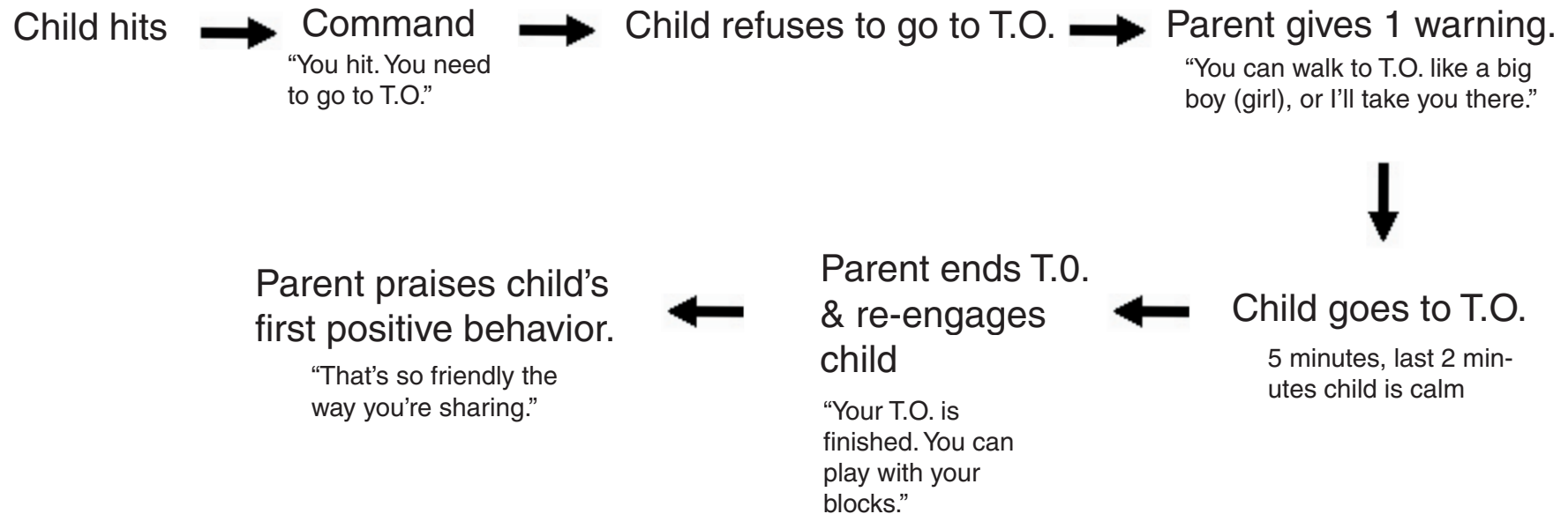
## Scenario #1: Child goes to Time Out. *Handling Misbehavior Part 2: Vignettes 5-8*



# Young Child Resists Going to Time Out

Children Ages 4-6 Years

## Scenario #2: Child resists going to Time Out.



“Go to T.O.”

*Safe, no attention from anyone  
1 minute per year of age up to  
5 minutes*

# Child Refuses to Stay in Time Out

**Scenario #3**

***Handling Misbehavior Part 2: Vignettes 2-4***

Child comes out of  
T.O. before T.O. is over

Parent gives 1 warning.

“If you can’t stay in the T.O.  
chair (place), you’ll go to the  
T.O. room.”

Child stays in T.O.

4-5 minutes, last 2  
minutes child is calm

Parent ends T.O. &  
Re-engages child

“Your T.O. is finished.”

Parent praises child’s  
first positive behavior.

“That’s so friendly the  
way you’re sharing.”

Child comes out of T.O.

Parent takes child  
to backup room.

“You didn’t stay on the chair. You  
need to go to the room.”

Child stays in  
T.O. room.

5 minutes, last 2 minutes  
child is calm

Parent ends T.O.  
& Re-engages  
child

“Your T.O. is fin-  
ished.”

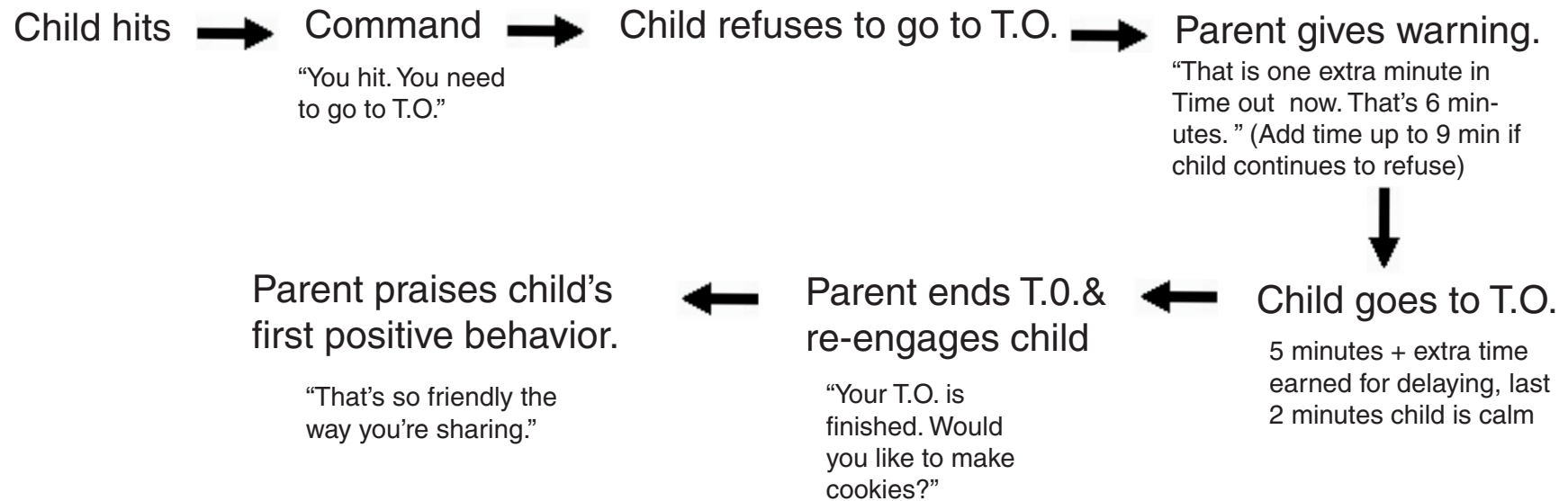
Parent praises child’s  
first positive behavior.

“That’s so friendly the  
way you’re sharing.”

# School Age Child Resists Going to Time

Children Ages 6-10

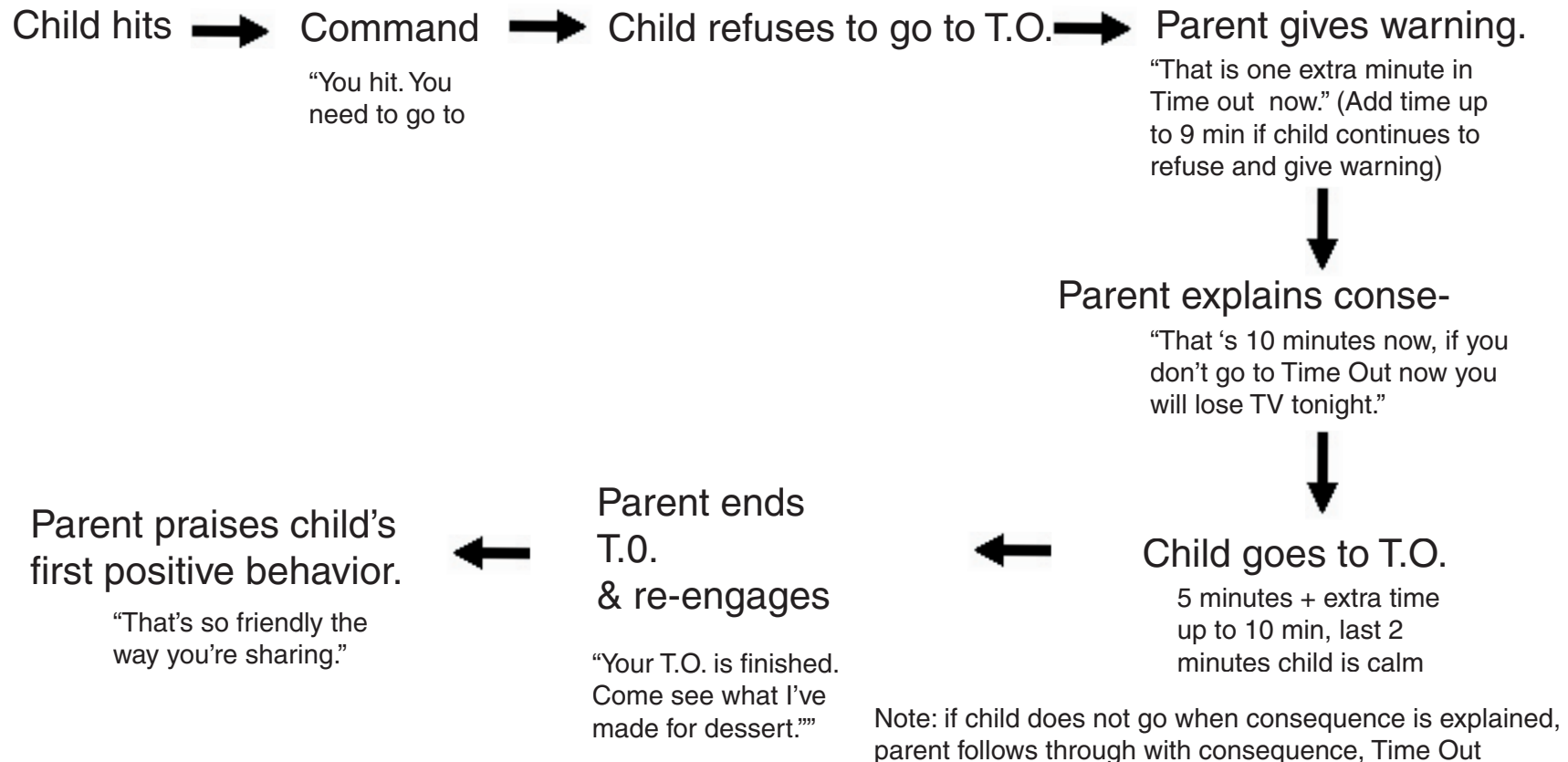
**Scenario #2B: Child initially resists going to Time Out.**  
*Handling Misbehavior Part 2: Vignettes 14-15*



# School Age Child Continues to Resist Going to Time Out

Children Ages 6-10

## Scenario #2C: Child continues to refuse to go to Time Out.

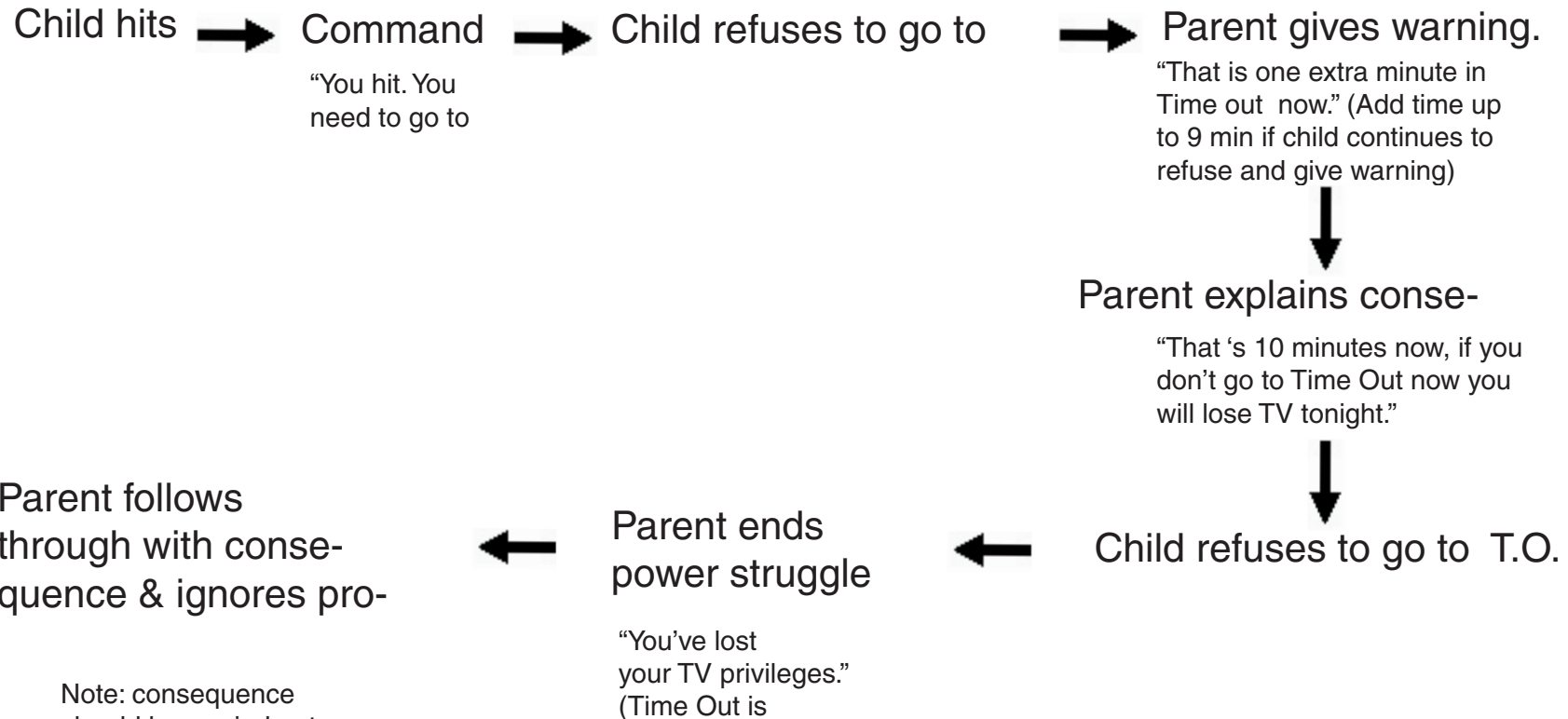


# School Age Child Refuses Time Out

Children Ages 6-10

**Scenario #2D: Child continues to refuse to go to Time Out.**

***Handling Misbehavior Part 2: Vignette 16***



Note: consequence should be carried out same day.

# Time Out for Compliance Training

For oppositional children  
Limit Setting Part 3: Vignettes 2-8

