

**STOP**

## THE BRAIN PUZZLE

A set of the brain coloured sections puzzle pieces

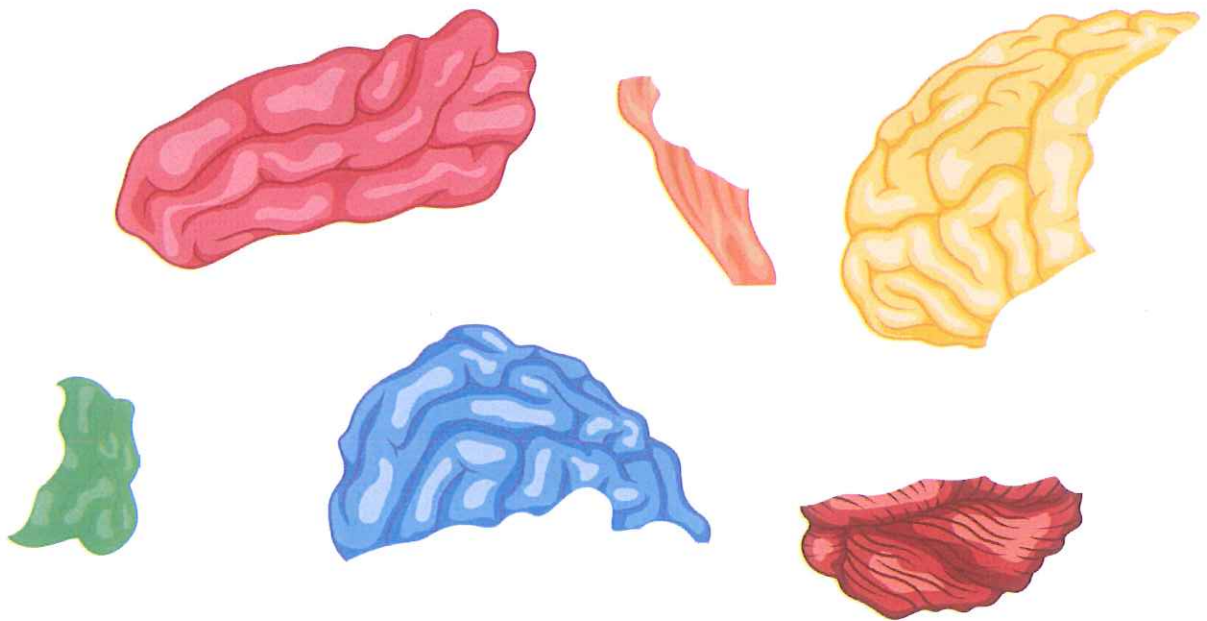
A set of region brain-tile cards

A brain function and region card

### BRAIN PUZZLE INSTRUCTIONS

Put the coloured brain section pieces together to form the correct image of the human brain. Then place the region tiles by the appropriate coloured section.

Check if correct from the brain functions and region fact cards.



Region of the brain title cards:

**BRAIN STEM**

**CEREBELLUM**

**FRONTAL LOBES**

**PARIETAL LOBES**

**TEMPORAL LOBES**

**OCCIPITAL LOBES**

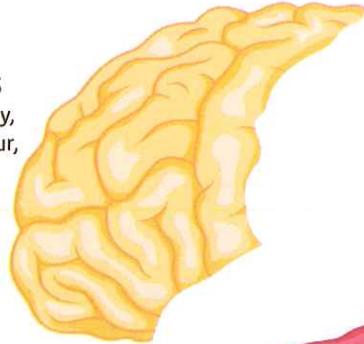




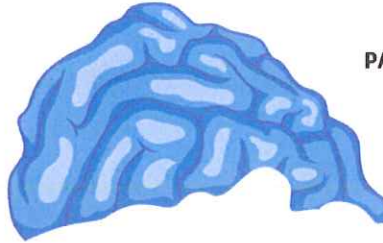
## BRAIN FUNCTIONS AND REGIONS ANSWERS CARD

### FRONTAL LOBES

Reasoning, memory, speaking, behaviour, thinking initiation

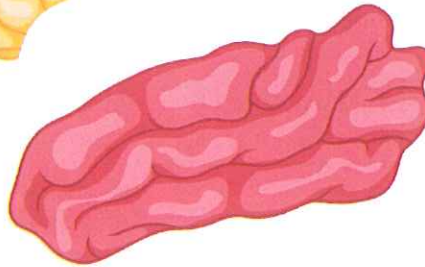


### PARIETAL LOBES



### TEMPORAL LOBES

Understanding language




### OCCIPITAL LOBES



### BRAIN STEM

Body temperature, swallowing, heartbeat, digestion



### CEREBELLUM

Fine muscle control

The brain stem is located between the spinal cord and the rest of the brain. Basic functions such as breathing and sleep are controlled here.

The temporal lobes are involved with memory and hearing.

The occipital lobes contain the brain's visual processing system.

The cerebellum is at the base and the back of the brain. The cerebellum is responsible for coordination and balance.

The frontal lobes are responsible for problem solving and judgment and motor function.

The parietal lobes manage sensation, handwriting and body position.

